



SHICL/DJB/CO/F.1276(20)/26-27/0227

Date: 29-05-2026

Corporate Relations Department
Bombay Stock Exchange Limited
25th Floor, P J Towers,
Dalal Street
Mumbai-400001

Dear Sir(s),

This is further to the filing made by the Company on 29th May, 2026 with respect to its audited Standalone Financial Results for the quarter and year ended 31st March, 2026 and the outcome of Board Meeting.

As per advise of BSE, we enclose herewith the Integrated Filing (Financial) for the quarter and year ended 31st March, 2026 as per prescribed format and as per the SEBI Circular SEBI/HO/CFD/CFD-PoD-2/CIR/P/2024/185 dated 31st December, 2024.

This information is also being made available on the website of the Company.

We request you to treat this as due compliance to the guidelines stated as above.

Thanking you.
Yours faithfully,

for Sahara Housingfina Corporation Limited


D.J. Bagchi
Company Secretary

Encl: as above



SAHARA HOUSINGFINA CORPORATION LIMITED

Registered & Corporate Office : 46, Dr. Sundari Mohan Avenue, Kolkata - 700 014, India, Tel.: +91 33 2289 0148 / 6708
CIN No. : L18100WB1991PLC099782, E-mail : info.saharahousingfina@gmail.com, Web : www.saharahousingfina.com

B. M. CHATURVEDI & Co.

CHARTERED ACCOUNTANTS

32, Jolly Maker Chambers II, Nariman Point, Mumbai - 400 021. Tel. : 91 22 40020098 / 22854274 / 75 | Email : office@bmchaturvedi.in

Independent Auditor's Report on the Quarter and Year Ended Audited Financial Results of Sahara Housingfina Corporation Limited pursuant to the Regulation 33 of the SEBI (Listing Obligation and Disclosure Requirements) Regulations, 2015 as amended.

To
The Board of Directors of
Sahara Housingfina Corporation Limited

Report on the Audit of the Financial Results

Opinion

We have audited the accompanying statement of financial results for the quarter and year ended 31st March, 2026 read with "Other Matters" mentioned herein below of **Sahara Housingfina Corporation Limited** ("the Company"), being submitted by the Company pursuant to the requirements of Regulation 33 of the SEBI (Listing Obligations and Disclosure Requirements) Regulations, 2015, as amended ("the Listing Regulations").

In our opinion and to the best of our information and according to the explanations given to us, and the financial results for the year ended 31st March, 2026:


- (i) is presented in accordance with the requirements of Regulation 33 of the Listing Regulations; and
- (ii) gives a true and fair view in conformity with the recognition and measurement principles laid down in applicable Indian Accounting Standards ("Ind AS") and other accounting principles generally accepted in India of the net profit and other comprehensive income and other financial information of the Company for the quarter and year ended 31st March, 2026.

Basis for Opinion

We conducted our audit in accordance with the Standards on Auditing ("SAs") specified under section 143(10) of the Companies Act, 2013 ("the Act"). Our responsibilities under those Standards are further described in Auditor's Responsibilities for Audit of financial results section of our report. We are independent of the Company in accordance with the Code of Ethics issued by the Institute of Chartered Accountants of India (the "ICAI") together with the ethical requirements that are relevant to our audit of the financial results for the quarter and year ended 31st March, 2026 under the provisions of the Act and the Rules thereunder, and we have fulfilled our other ethical responsibilities in accordance with these requirements and the ICAI's Code of Ethics. We believe that the audit evidence obtained by us is sufficient and appropriate to provide a basis for our audit opinion.

Management's Responsibilities for the Financial Results

The financial results is the responsibility of the Company's Board of Directors and has been approved by them for the issuance. The financial results has been compiled from the related audited financial statements for the year ended 31st March, 2026. This responsibility includes the preparation and presentation of the financial results for the quarter and year ended 31st



March, 2026 that give a true and fair view of the net profit and other comprehensive income and other financial information in accordance with the recognition and measurement principles laid down in Ind AS prescribed under Section 133 of the Act, read with relevant rules issued thereunder and other accounting principles generally accepted in India and in compliance with the Listing Regulations. This responsibility also includes maintenance of adequate accounting records in accordance with the provisions of the Act for safeguarding the assets of the Company and for preventing and detecting frauds and other irregularities; selection and application of appropriate accounting policies; making judgments and estimates that are reasonable and prudent; and the design, implementation and maintenance of adequate internal financial controls that were operating effectively for ensuring the accuracy and completeness of the accounting records, relevant to the preparation and presentation of the financial results that give a true and fair view and is free from material misstatement, whether due to fraud or error.

In preparing the financial results, the Board of Directors are responsible for assessing the Company's ability, to continue as a going concern, disclosing, as applicable, matters related to going concern and using the going concern basis of accounting unless the Board of Directors either intends to liquidate the Company or to cease operations, or has no realistic alternative but to do so.


The Board of Directors are also responsible for overseeing the financial reporting process of the Company.

Auditor's Responsibilities for audit of the Financial Results

Our objectives are to obtain reasonable assurance about whether the financial results for the quarter and year ended 31st March, 2026 as a whole is free from material misstatement, whether due to fraud or error, and to issue an auditor's report that includes our opinion. Reasonable assurance is a high level of assurance, but is not a guarantee that an audit conducted in accordance with SAs will always detect a material misstatement when it exists. Misstatements can arise from fraud or error and are considered material if, individually or in the aggregate, they could reasonably be expected to influence the economic decisions of users taken on the basis of this financial results.

As part of an audit in accordance with SAs, we exercise professional judgment and maintain professional skepticism throughout the audit. We also:

- Identify and assess the risks of material misstatement of the financial results, whether due to fraud or error, design and perform audit procedures responsive to those risks, and obtain audit evidence that is sufficient and appropriate to provide a basis for our opinion. The risk of not detecting a material misstatement resulting from fraud is higher than for one resulting from error, as fraud may involve collusion, forgery, intentional omissions, misrepresentations, or the override of internal control.
- Obtain an understanding of internal control relevant to the audit in order to design audit procedures that are appropriate in the circumstances, but not for the purpose of expressing an opinion on the effectiveness of such controls.
- Evaluate the appropriateness of accounting policies used and the reasonableness of accounting estimates made by the Board of Directors.
- Conclude on the appropriateness of the Board of Director's use of the going concern basis of accounting and, based on the audit evidence obtained, whether a material uncertainty



exists related to events or conditions that may cast significant doubt on the ability of the Company to continue as a going concern. If we conclude that a material uncertainty exists, we are required to draw attention in our auditor's report to the related disclosures in the financial results or, if such disclosures are inadequate, to modify our opinion. Our conclusions are based on the audit evidence obtained up to the date of our auditor's report. However, future events or conditions may cause the Company to cease to continue as a going concern.

- Evaluate the overall presentation, structure and content of the financial results, including the disclosures, and whether the financial results represent the underlying transactions and events in a manner that achieves fair presentation.

We communicate with those charged with governance regarding, among other matters, the planned scope and timing of the audit and significant audit findings including any significant deficiencies in internal control that we identify during our audit.


We also provide those charged with governance with a statement that we have complied with relevant ethical requirements regarding independence, and to communicate with them all relationships and other matters that may reasonably be thought to bear on our independence, and where applicable, related safeguards.

Other Matters

The financial results for the quarter ended 31st March, 2026 represent the balancing figures between the audited figures in respect of the full financial year ended 31st March, 2026 and the published unaudited year-to-date figures up to the nine months ended 31st December, 2025 (after considering necessary regrouping/reclassification), which were subjected to limited review by us, as required under the Listing Regulations.

Our opinion is not modified in respect of this matter.

For B.M. CHATURVEDI & Co.
Chartered Accountants
ICAI FRN: 114317W


Anmol Sonawane
Partner
ICAI MN. 603614



UDIN: 26603614U2LJYT5692

Date: 29th May, 2026
Place: Mumbai



SAHARA HOUSINGFINA CORPORATION LIMITED

CIN : L18100WB1991PLC099782


Registered & Corporate Office: 46, Dr. Sundari Mohan Avenue, Kolkata - 700 014

Website : www.saharahousingfina.com; E-mail : Info.saharahousingfina@gmail.com; Phone: +91 33 22890148/6708

Statement of Audited Financial Results for the Quarter and Year ended March 31, 2026

(₹ in lakhs)

	Quarter ended			Year ended	
	31st March 2026	31st Dec 2025	31st March 2025	31st March 2026	31st March 2025
	Audited	Un-Audited	Audited	Audited	Audited
1) Revenue from operations					
Interest income	186.34	170.48	213.50	712.14	858.09
Other operating revenue	0.89	0.95	0.86	3.65	3.28
Total revenue from operations	187.23	171.43	214.36	715.79	861.37
2) Other income	0.23	0.26	0.75	1.04	1.47
3) Total Income (1+2)	187.46	171.69	215.11	716.83	862.84
4) Expenses					
Finance costs	40.81	40.39	56.63	162.10	266.83
Impairment on financial instruments	(6.95)	(2.04)	(13.28)	0.67	(13.88)
Employee benefit expenses	95.94	66.36	71.89	301.58	294.34
Depreciation and amortization	8.05	8.26	10.17	33.91	38.44
Other expenses	41.47	46.68	63.04	178.85	197.08
Total expenses	179.32	159.65	188.45	677.11	782.81
5) Profit/(Loss) before tax (3-4)	8.14	12.04	26.66	39.72	80.03
6) Tax expense					
Current tax	1.96	1.32	1.42	8.18	11.52
Earlier Year Tax	(0.94)	-	-	(0.94)	(2.01)
Deferred tax	(0.32)	1.67	5.21	(1.91)	5.68
Total Tax Expenses	0.70	2.99	6.63	5.33	15.19
7) Profit/(Loss) for the period/year (5-6)	7.44	9.05	20.03	34.39	64.84
8) Other comprehensive income					
i) Items that will not be reclassified to profit or loss	9.24	0.47	(1.70)	10.65	1.88
ii) Income tax relating to items that will not be reclassified to profit or loss	(2.32)	(0.12)	0.42	(2.68)	(0.48)
Total other comprehensive income	6.92	0.35	(1.28)	7.97	1.40
9) Total comprehensive Income for the period/year (7+8)	14.36	9.40	18.75	42.36	66.24
10) Paid-up equity share capital (Face value ₹ 10/- per share)	700.00	700.00	700.00	700.00	700.00
11) Other equity (Audited)	4,581.05		4,538.68	4,581.05	4,538.68
12) Earning per share (EPS)					
Basic (In ₹) (Not Annualised)	0.11	0.12	0.29	0.49	0.93
Diluted (In ₹) (Not Annualised)	0.11	0.12	0.29	0.49	0.93






Notes

- 1 The above financial results have been reviewed by the audit committee and approved by the Board of Directors at their respective meetings held on May 29, 2026. The Statutory Auditors of the Company have carried out audit of the aforesaid results.
- 2 These financial results have been prepared in accordance with the recognition and measurement principles laid down in Indian Accounting Standard ("Ind AS") prescribed under section 133 of the Companies Act, 2013 read with relevant rules issued thereunder and other accounting principles generally accepted in India and in accordance with the requirements of Regulation 33 of the SEBI (Listing Obligations and Disclosure Requirements) Regulations, 2015, as amended. Any application guidance/clarifications/directions issued by the Reserve Bank of India, National Housing Bank or any other regulator/authority are implemented as and when they are issued and become applicable to the Company.
- 3 On March 30, 2026, the Company redeemed the second tranche amounting to ₹900.00 lakh, being 30% of the ₹3,000.00 lakh, 7% Secured Non-Convertible Redeemable Debentures, in accordance with the repayment terms specified in the Information Memorandum Issued to Humara India Credit Co-operative Society Limited.
- 4 The Audited figures of quarter ended March 31, 2026 (Previous year March 31, 2025) are the balancing figures between Annual audited figures for the year ended March 31, 2026 (Previous year March 31, 2025) and limited reviewed figures for the Nine months ended December 31, 2025 (Previous year December 31, 2024).
- 5 The Company's main business is Housing Finance activity in India. As such there are no separate reportable segments as per Ind AS 108 - 'Operating Segments'.
- 6 Previous year / period figures have been restated / regrouped / re-classified wherever necessary in line with the financial results for the quarter / year ended March 31, 2026.

Place : Kolkata
Date : May 29, 2026


Sadhan Sarkar
Chairman
DIN-10519231





Sahara Housingfina Corporation Limited

CIN:L18100WB1991PLC039782

Balance Sheet as at March 31, 2026

(₹ in lakhs)

	As at March 31, 2026	As at March 31, 2025
ASSETS		
Financial Assets		
Cash and Cash Equivalents	319.30	308.91
Other Bank Balances	344.24	556.81
Housing and other Loans	5,693.27	6,363.07
Investments	2.74	2.74
Other Financial Assets	14.43	11.76
	<u>6,373.98</u>	<u>7,243.29</u>
Non-Financial Assets		
Current Tax Assets (Net)	71.35	54.42
Deferred Tax Assets (Net)	122.91	123.71
Property, Plant and Equipment	48.22	54.28
Right of Use Assets	216.73	36.35
Other Intangible Assets	0.51	1.16
Other Non-Financial Assets	56.11	54.87
	<u>515.86</u>	<u>324.79</u>
TOTAL ASSETS	<u>6,889.84</u>	<u>7,568.08</u>
LIABILITIES AND EQUITY		
Liabilities		
Financial Liabilities		
Trade Payables	10.20	7.92
Debt Securities	1,200.00	2,100.00
Borrowing (other than Debt Securities)	136.31	136.31
Other Financial Liabilities	226.90	57.88
	<u>1,573.41</u>	<u>2,302.11</u>
Non-Financial Liabilities		
Provisions	13.48	13.30
Other Non-Financial Liabilities	21.90	13.99
	<u>35.38</u>	<u>27.29</u>
Equity		
Equity Share Capital	700.00	700.00
Other Equity	4,561.05	4,538.68
	<u>5,281.05</u>	<u>5,238.68</u>
TOTAL LIABILITIES AND EQUITY	<u>6,889.84</u>	<u>7,568.08</u>



Signature




Sahara Housingfina Corporation Limited

CIN:L18100WB1991PLC099782

Statement of Profit and Loss for the year ended March 31, 2026

(₹ in lakhs)

	Year Ended March 31, 2026	Year Ended March 31, 2025
INCOME		
Revenue From Operations		
Interest Income	712.14	858.09
Other Operating revenue	3.65	3.28
Total Revenue from Operations	715.79	861.37
Other Income	1.04	1.47
Total Income	716.83	862.84
EXPENSES		
Finance costs	162.10	266.83
Impairment on financial instruments	0.67	(13.88)
Employee benefit expenses	301.58	294.34
Depreciation and amortization	33.91	38.44
Other expenses	178.85	197.08
Total Expenses	677.11	782.81
Profit before tax	39.72	80.03
Tax Expenses		
- Current Tax	8.18	11.52
- Earliar year Tax	(0.94)	(2.01)
- Deferred Tax	(1.91)	5.68
	5.33	15.19
Profit for the year	34.39	64.84
Other Comprehensive Income for the year		
Items that will not be reclassified to profit or loss	10.65	1.88
Income tax relating to items that will not be reclassified to profit or loss	(2.68)	(0.48)
Total other comprehensive income	7.97	1.40
Total Comprehensive Income	42.36	66.24
Earnings Per Equity Share (Face value Rs. 10/- per share)		
Basic (Rs.)	0.49	0.93
Diluted (Rs.)	0.49	0.93






Sahara Housingfina Corporation Limited

CIN : L18100WB1991PLC099782

Statement of Cash Flow for the year ended March 31, 2026

(₹ in lakhs)

	Year Ended March 31, 2026	Year Ended March 31, 2025
	Audited	Audited
A. Cash flows from operating activities		
Profit before tax	39.72	80.03
Adjustment for :		
Interest On lease Liabilities	4.60	4.88
Net loss/(gain) on Fair valuation of Financial Instruments	(0.99)	(0.96)
Depreciation and amortization	33.91	38.44
Impairment on Financial Instruments	0.67	(13.88)
Operating profit before working capital changes	77.91	108.51
Movement in Trade Payable and Other Financial Liabilities	204.91	22.37
Movement in other Liabilities & Provisions	18.74	2.89
Movement in non-current Bank Deposits	212.57	1,550.48
Movement in Other Non-Financial Assets	(25.41)	(22.44)
Movement in Other Financial Assets	(1.68)	1.38
Cash generated from operations during the year	487.04	1,663.19
Direct Taxes paid (Net)	-	-
Net cash generated from operating activities before movement in housing and other loans	487.04	1,663.19
Housing & Other Property Loan Disbursement	(732.97)	(979.51)
Repayment of Housing & Property Loan	1,402.11	1,747.44
Net cash (used in) Operating activities (A)	1,156.18	2,431.12
Cash flows from investing activities		
Movement in property, plant and equipment and Intangible assets & Assets under lease	(207.58)	(25.84)
Net cash (used in) Investing activities (B)	(207.58)	(25.84)
Cash flows from financing activities		
Change of Debt Securities	(900.00)	(900.00)
Change of Borrowings (other than Debt Securities)	-	(1,405.28)
Lease liability Payments	(38.21)	(43.06)
Net cash (used in) financing activities (C)	(938.21)	(2,348.34)
Net increase/(decrease) in cash and cash equivalents (A+B+C)	10.39	56.94
Cash and cash equivalents at the beginning of the year	308.91	251.97
Cash and cash equivalents at the end of the year	319.30	308.91
Components of cash and cash equivalents:		
Balances with banks		
- on current accounts	141.28	132.66
- on Other Bank Balances	178.02	176.25
Total cash and cash equivalents	319.30	308.91





Ref. No: SHCL/CO/SS/F.1104(20)/26-27/0228
Date: 29/05/2026

The Corporate Services Department
BSE Ltd.
Phiroz Jeejeebhoy Towers,
Dalal Street,
Mumbai- 400001

Scrip Code / Scrip ID: 511533

Dear Sirs,

Subject: Declaration pursuant to Regulation 33(3)(d) of the SEBI (Listing Obligations and Disclosure Requirements) Regulations, 2015 w.r.t. Audit Report with unmodified opinion.

The Board of Directors of the Company in its meeting held today, i.e. Friday, 29th, 2026, approved the Balance Sheet as at **31st March, 2026**, the Statement of Profit and Loss and Cash Flow Statement for the year ended on that date. Accordingly, the Statement of Audit Financial Results pursuant to Regulation 33 of the SEBI (Listing Obligations and Disclosure Requirements) Regulations, 2015, along with the Auditors' Report thereon were also approved.

Further, pursuant to Regulation 33(3)(d) of the SEBI (Listing Obligations and Disclosure Requirements) Regulations, 2015 and subsequent Notification on the same dated 25th May, 2016 issued by SEBI, we hereby declare that the Auditors' Reports on the Annual Audited Financial Statements of the Company for the year ended **31st March, 2026**, are with un-modified opinion.

Yours faithfully,

for **Sahara Housingfina Corporation Limited**

(Sadhan Sarkar)
Director



SAHARA HOUSINGFINA CORPORATION LIMITED

Registered & Corporate Office : 46, Dr. Sundari Mohan Avenue, Kolkata - 700 014, India, Tel.: +91 33 2289 0148 / 6708
CIN No. : L18100WB1991PLC099782, E-mail : info.saharahousingfina@gmail.com, Web : www.saharahousingfina.com



PART - B

STATEMENT ON DEVIATION OR VARIATION FOR PROCEEDS OF PUBLIC ISSUE, RIGHTS ISSUE, PREFERENTIAL ISSUE, QUALIFIED INSTITUTIONS PLACEMENT ETC. - NOT APPLICABLE

PART - C

FORMAT FOR DISCLOSING OUTSTANDING DEFAULT ON LOANS AND DEBT SECURITIES - NOT APPLICABLE AS THERE IS NO DEFAULT

Sl.	Particulars	Rs (in Crores)
1.	Loans / revolving facilities like cash credit from banks/financial institutions	
A	Total amount outstanding as on date	Nil
B	Of the total amount outstanding, amount of default as on date	Nil
2.	Unlisted debt securities i.e. NCDs and NCRPS	
A	Total amount outstanding as on date	Nil
B	Of the total amount outstanding, amount of default as on date	Nil
3.	Total financial indebtedness of the listed entity including short-term and long-term debt	Nil

PART - D

FORMAT FOR DISCLOSURE OF RELATED PARTY TRANSACTIONS - (Applicable only for half-yearly filings i.e., 2nd and 4th quarter) -Enclosed



General information about company	
Script code*	511333
NSE Symbol*	NA
MSIE Symbol*	NA
ISIN*	INEJ3C01012
Name of company	SAHARA HOUSINGFINA CORPORATION LIMITED
Type of company	Main Board
Class of security	Equity
Date of start of financial year	01-04-2025
Date of end of financial year	31-03-2026
Date of board meeting when results were approved	29-05-2026
Date on which prior intimation of the meeting for considering financial results was informed to the exchange	21-05-2026
Description of presentation currency	INR
Level of rounding	Lakhs
Reporting Type	Quarterly
Reporting Quarter	Fourth quarter
Nature of report standalone or consolidated	Standalone
Whether results are audited or unaudited for the quarter ended	Unaudited
Whether results are audited or unaudited for the Year to date for current period ended/year ended	Audited
Segment Reporting	Single segment
Description of single segment	Housing Finance
Start date and time of board meeting	29-05-2026 11:00
End date and time of board meeting	29-05-2026 13:30
Whether cash flow statement is applicable on company	Yes
Type of cash flow statement	Cash Flow Indirect
Declaration of unmodified opinion or statement on impact of audit qualification	Declaration of unmodified opinion
Whether the company has any related party?	Yes
Whether the company has entered into any Related Party transaction during the selected half year for which it wants to submit disclosure?	Yes
(I) We declare that the acceptance of fixed deposits by the bank/Non-Banking Finance Company are at the terms uniformly applicable/offered to all shareholders/public	NA
(II) We declare that the scheduled commercial bank, as per RBI circular RBI/DBR/2015-16 19 dated March 03, 2016, has not received additional interest of one per cent per annum, over and above the rate of interest on the schedule of interest rates on savings or a term deposits of bank's staff and their relatives/associations as well as on deposits of Chairman, Chairman & Managing Director, Executive Director or such other Executives appointed for a fixed tenure.	NA
(III) Whether the company is a 'high value debt listed entity' according to regulation 15 (1A)?	No
(a) If answer to above question is Yes, whether complying with provision to regulation 23 (9), i.e., submitting RPT disclosures on the day of results publication?	
(b) If answer to above question is No, please explain the reason for not complying.	
Whether the updated Related Party Transactions (RPT) Policy (in compliance with Reg. 23 of SEBI LODR) has been uploaded on the website of the Company?	Yes
Latest Date on which RPT policy is updated	13-06-2025
Indicate Company website link for updated RPT policy of the Company	http://www.saharahousingfin.com/misc/SICT_RPT_Policy_Reviewed_13-Aug-2025.pdf
Whether statement on deviation or variation for proceeds of public issue, rights issue, preferential issue, qualified institutions placement etc. is applicable to the company for the current quarter?	No
No. of times funds raised during the quarter	
Whether the disclosure for the Default on Loans and Debt Securities is applicable to the entity?	No
Company have not issued any Debt Securities	

Financial Results - NBFC					
Particulars	3 months/ 6 months ended (dd-mm-yyyy)	Year to date figures for current period ended (dd-mm-yyyy)	3 months/ 6 months ended (dd-mm-yyyy)	Year to date figures for current period ended (dd-mm-yyyy)	
	Date of start of reporting period	01-01-2026	01-04-2025		
	Date of end of reporting period	31-03-2026	31-03-2026		
	Whether results are audited or unaudited	Unaudited	Audited		
	Nature of report standalone or consolidated	Standalone	Standalone		
Part I	Blue color marked fields are non-mandatory. For Consolidated Results, if the company has no figures for 3 months / 6 months ended, in such case zero shall be inserted in the said column.				
1	Income				
	Revenue from operations				
(i)	Interest Income	186.34	712.14		
(ii)	Dividend Income	0	0		
(iii)	Rental Income	0	0		
(iv)	Fees and commission Income	0	0		
(v)	Net gain on fair value changes	0	0		
(vi)	Net gain on derecognition of financial instruments under amortised cost category	0	0		
(vii)	Sale of products (including Excise Duty)	0	0		
(viii)	Sale of services	0	0		
(ix)	Other revenue from operations				
	Other Operating Revenue	0.89	3.65		
	Total other revenue from operations	0.89	3.65		
	Total Revenue From Operations	187.23	715.79		
	Other income	0.23	1.04		
	Total Income	187.46	716.83		
2	Expenses				
	Cost of materials consumed	0	0		
	Purchases of stock-in-trade	0	0		
	Changes in inventories of finished goods, work-in-progress and stock-in-trade	0	0		
	Employee benefit expense	95.94	301.58		
	Finance costs	40.81	162.1		
	Depreciation, depletion and amortisation expense	8.05	33.91		
	Fees and commission expense	0	0		
	Net loss on fair value changes	0	0		
	Net loss on derecognition of financial instruments under amortised cost category	0	0		
	Impairment on financial instruments	-6.95	0.67		
(f)	Other expenses				
	Other expenses	41.47	178.85		
	Total other expenses	41.47	178.85		
	Total expenses	179.32	677.11		
3	Total profit before exceptional items and tax	8.14	39.72		
4	Exceptional items	0	0		
5	Total profit before tax	8.14	39.72		
6	Tax expense				
	Current tax	1.02	7.24		
	Deferred tax	-0.32	-1.91		
9	Total tax expenses	0.7	5.33		
10	Net Profit Loss for the period from continuing operations	7.44	34.39		
11	Profit (loss) from discontinued operations before tax	0	0		
12	Tax expense of discontinued operations	0	0		
13	Net profit (loss) from discontinued operation after tax	0	0		
14	Share of profit (loss) of associates and joint ventures accounted for using equity method	0	0		

15	Total profit (loss) for period	7.44	34.39
16	Other comprehensive income, net of taxes	6.92	7.97
17	Total Comprehensive Income for the period	14.36	42.36
18	Total profit or loss, attributable to		
	Profit or loss, attributable to owners of parent		
	Total profit or loss, attributable to non-controlling interests		
19	Total Comprehensive income for the period attributable to		
	Comprehensive income for the period attributable to owners of parent		
	Total comprehensive income for the period attributable to owners of parent, non-controlling interests		
20	Details of equity share capital		
	Paid-up equity share capital	700	700
	Face value of equity share capital	0	0
21	Reserves, excluding revaluation reserve		4581.05
22	Earnings per share		
i	Earnings per equity share for continuing operations		
	Basic earnings per share from continuing operations	0.11	0.49
	Diluted earnings per share from continuing operations	0.11	0.49
ii	Earnings per equity share for discontinued operations		
	Basic earnings per share from discontinued operations	0	0
	Diluted earnings per share from discontinued operations	0	0
iii	Earnings per equity share (for continuing and discontinued operations)		
	Basic earnings per share	0.11	0.49
	Diluted earnings per share	0.11	0.49
23	Debt equity ratio	0.25	0.25
24	Debt service coverage ratio	1.2	1.25
25	Interest service coverage ratio	1.2	1.25
26	Disclosure of notes on financial results		

Textual information (1) &

Textual information (2) &

Textual information (3) &

Statement of Asset and Liabilities			
Particulars	Date of start of reporting period	Date of end of reporting period	Year ended (dd-mm-yyyy)
			01-04-2025
	Whether results are audited or unaudited	31-03-2026	Audited
	Nature of report: standalone or consolidated		Standalone
Assets			
1 Financial Asset			
Cash and cash equivalents			319.3
Bank Balance other than (a) above			344.24
Derivative financial instruments			0
Receivables			
(f) Trade Receivables			0
(ff) Other Receivables			0
Loans			5693.27
Investments			2.74
Other Financial assets			
1 Other Financial assets			14.43
2			
3			
4			
5			
Details of other Financial assets			
	Total other Financial assets		14.43
	Total Financial Asset		6373.98
2 Non Financial Asset			
Inventories			0
Current tax assets (Net)			71.35
Deferred tax Assets (Net)			122.94
Investment Property			0
Biological assets other than bearer plants			0
Property, Plant and Equipment			48.22
Capital work-in-progress			0
Intangible assets under development			0
Goodwill			0
Other Intangible assets			217.24
Other non-financial assets			
1 Other non-financial assets			56.11
2			
3			
4			
5			
Details of other non-financial assets			
	Total other non-financial assets		56.11
	Total Non-Financial Asset		515.86
	Total assets		6889.84
Equity and liabilities			
1 Equity			
Equity attributable to owners of parent			
Equity share capital			700
Other equity			4581.05
Non controlling interest			
	Total equity attributable to owners of parent		5281.05
2 Liabilities			
	Total equity		5281.05

2.1	Financial Liabilities		
(a)	Derivative financial instruments		0
(b)	Payables		0
	(A) Trade Payables		
	(i) total outstanding dues of micro enterprises and small enterprises		0
	(ii) total outstanding dues of creditors other than micro enterprises and small enterprises		10.2
	(F) Other Payables		
	(i) total outstanding dues of micro enterprises and small enterprises		0
	(ii) total outstanding dues of creditors other than micro enterprises and small enterprises		0
(C)	Debt Securities		1,200
(d)	Borrowings (Other than Debt Securities)		156.31
(e)	Deposits		0
(f)	Subordinated Liabilities		0
(g)	Other financial liabilities		
1	Other financial liabilities		226.9
2			
3			
4			
5			
	Details of other financial liabilities		
		Total of other financial liabilities	226.9
		Total Financial Liabilities	1573.41
2.2	Non-Financial Liabilities		
(a)	Current tax liabilities (Net)		0
(b)	Provisions		13.48
(C)	Deferred tax liabilities (Net)		0
(d)	Other non-financial liabilities		
1	Other non-financial liabilities		21.9
2			
3			
4			
5			
	Details of other non-financial liabilities		
		Total of other non-financial liabilities	21.9
		Total Non-Financial Liabilities	35.38
		Total liabilities	1608.79
		Total equity and liabilities	6889.84
	Disclosure of notes on assets and liabilities		

Other Comprehensive Income				
	Date of start of reporting period	01-01-2025	01-01-2026	01-01-2026
	Date of end of reporting period	31-03-2025	31-03-2026	31-03-2026
	Whether results are audited or unaudited	Audited	Unaudited	Audited
	Nature of report, standalone or consolidated	Standalone	Standalone	Standalone
	Other comprehensive income [Absence]			
	Amount of items that will not be reclassified to profit and loss			
1	Employee Benefits		9.24	10.65
	Total Amount of items that will not be reclassified to profit and loss		9.24	10.65
2	Income tax relating to items that will not be reclassified to profit or loss		2.32	2.68
3	Total Amount of items that will be reclassified to profit and loss			
4	Income tax relating to items that will be reclassified to profit or loss		0.00	0.00
5	Total Other comprehensive income		6.92	7.97

Cash flow statement, indirect			
Particulars	Date of start of reporting period	Date of end of reporting period	Year ended (dd-mm-yyyy)
	01-01-2025	31-03-2026	
	Whether results are audited or unaudited	Audited	
	Nature of report: standalone or consolidated	Standalone	
Part I	Blue color marked fields are non-mandatory.		
Statement of cash flows			
Cash flows from used in operating activities			
Profit before tax			39.72
Adjustments for reconcile profit (loss)			
Adjustments for finance costs			4.6
Adjustments for decrease (increase) in inventories			0
Adjustments for decrease (increase) in trade receivables, current			0
Adjustments for decrease (increase) in trade receivables, non-current			0
Adjustments for decrease (increase) in other current assets			0
Adjustments for decrease (increase) in other non-current assets			0
Adjustments for other financial assets, non-current			0
Adjustments for other financial assets, current			0
Adjustments for other bank balances			212.57
Adjustments for increase (decrease) in trade payables, current			204.91
Adjustments for increase (decrease) in trade payables, non-current			0
Adjustments for increase (decrease) in other current liabilities			18.74
Adjustments for increase (decrease) in other non-current liabilities			0
Adjustments for depreciation and amortisation expense			33.91
Adjustments for impairment loss reversal of impairment loss recognised in profit or loss			0
Adjustments for provisions, current			0
Adjustments for provisions, non-current			0
Adjustments for other financial liabilities, current			0
Adjustments for other financial liabilities, non-current			0
Adjustments for unrealised foreign exchange losses gains			0
Adjustments for dividend income			0
Adjustments for interest income			0
Adjustments for share-based payments			0
Adjustments for fair value losses (gains)			0
Adjustments for undistributed profits of associates			0
Other adjustments for which cash effects are investing or financing cash flow			0
Other adjustments to reconcile profit (loss)			0
Other adjustments for non-cash items			-27.41
Share of profit and loss from partnership firm or association of persons or limited liability partnerships			0
Total adjustments for reconcile profit (loss)			447.32
Net cash flows from (used in) operations			487.04
Dividends received			0
Interest paid			0
Interest received			0
Income taxes paid (refund)			0
Other inflows (outflows) of cash			669.14
Net cash flows from (used in) operating activities			1156.18
Cash flows from used in investing activities			
Cash flows from losing control of subsidiaries or other businesses			0
Cash flows used in obtaining control of subsidiaries or other businesses			0
Other cash receipts from sales of equity or debt instruments of other entities			0
Other cash payments to acquire equity or debt instruments of other entities			0
Other cash receipts from sales of interests in joint ventures			0

Other cash payments to acquire interests in joint ventures	0
Cash receipts from share of profits of partnership firm or association of persons or limited liability partnerships	0
Cash payment for investment in partnership firm or association of persons or limited liability partnerships	0
Proceeds from sales of property, plant, and equipment	-0.72
Purchase of property, plant and equipment	0
Proceeds from sales of investment property	0
Purchase of investment property	0
Proceeds from sales of intangible assets	-206.86
Purchase of intangible assets	0
Proceeds from sales of intangible assets under development	0
Purchase of intangible assets under development	0
Proceeds from sales of goodwill	0
Purchase of goodwill	0
Proceeds from biological assets other than bearer plants	0
Purchase of biological assets other than bearer plants	0
Proceeds from government grants	0
Proceeds from sales of other long-term assets	0
Purchase of other long-term assets	0
Cash advances and loans made to other parties	0
Cash receipts from repayment of advances and loans made to other parties	0
Cash payments for future contracts, forward contracts, option contracts and swap contracts	0
Cash receipts from future contracts, forward contracts, option contracts and swap contracts	0
Dividends received	0
Interest received	0
Income taxes paid (refund)	0
Other inflows (outflows) of cash	0
Net cash flows from (used in) investing activities	-207.58
Cash flows from used in financing activities	
Proceeds from changes in ownership interests in subsidiaries	0
Payments from changes in ownership interests in subsidiaries	0
Proceeds from issuing shares	0
Proceeds from issuing other equity instruments	0
Payments to acquire or redeem entity's shares	0
Payments of other equity instruments	0
Proceeds from exercise of stock options	0
Proceeds from issuing debentures, notes, bonds etc	0
Proceeds from borrowings	900
Repayments of borrowings	38.21
Payments of lease liabilities	0
Dividends paid	0
Interest paid	0
Income taxes paid (refund)	0
Other inflows (outflows) of cash	0
Net cash flows from (used in) financing activities	-938.21
Net increase (decrease) in cash and cash equivalents before effect of exchange rate changes	10.39
Effect of exchange rate changes on cash and cash equivalents	0
Net increase (decrease) in cash and cash equivalents	10.39
Cash and cash equivalents cash flow statement at beginning of period	368.91
Cash and cash equivalents cash flow statement at end of period	319.3

Format for Disclosure of Related Party Transactions (applicable only for half-yearly filings i.e., 2nd and 4th quarter)

Additional disclosure of related party transactions - applicable or relates to loans, inter-corporate deposits, advances or investments to loans, inter-corporate deposits, advances or investments to entity/subsidiary. These details need to be disclosed only once, if transaction was undertaken

Sr. No.	Details of the party (listed entity/subsidiary) entering into the transaction		Details of the counterparty			Type of related party transaction	Details of other related party transaction	Value of the related party transaction as approved by the audit committee	Remarks on approval by audit committee	Value of the related party transaction notified by the audit committee	Date of Audit Committee Meeting where the ratification was approved	Value of transaction during the reporting period	In case monies are due to either party as a result of the transaction		Nature of indebtedness incurred to make or give loans, inter-corporate deposits, advances or investments	Details of the loans, investments		
	Name	PAN	Name	PAN	Relationship of the counterparty with the listed entity or its subsidiary								Opening balance	Closing balance			Nature of indebtedness (loan/ deposit/ other etc.)	Cost/Tenure of indebtedness
1	Sahara Housingfin Corporation Limited	AAACLA104H	Madhakar	AARPM1018K	Non Executive/ Independent Director	Any other transaction	Sitting Fees	0.9	Approved	0.9	29-05-2026	0.9	0	0				
2	Sahara Housingfin Corporation Limited	AAACLA104H	Sudhan Sarkar	ASJPS232K	Non Executive/ Independent Director	Any other transaction	Sitting Fees	0.9	Approved	0.9	29-05-2026	0.9	0	0				
3	Sahara Housingfin Corporation Limited	AAACLA104H	Sudha Sarangi	AKYPS6654P	Non Executive/ Independent Director	Any other transaction	Sitting Fees	0.9	Approved	0.9	29-05-2026	0.9	0	0				
4	Sahara Housingfin Corporation Limited	AAACLA104H	Awdhesh Kumar Srivastava	AHFTS460K	Non Executive/ Independent Director	Any other transaction	Sitting Fees	0.6	Approved	0.6	29-05-2026	0.6	0	0				
5	Sahara Housingfin Corporation Limited	AAACLA104H	D J Bagchi	AAPB2022A	Key Managerial Personnel	Remuneration		56.45	Approved	56.45	29-05-2026	56.45	0	0				
6	Sahara Housingfin Corporation Limited	AAACLA104H	Vivek Kapoor	AJTPK1894N	Key Managerial Personnel	Remuneration		20.03	Approved	20.03	29-05-2026	20.03	0	0				
7	Sahara Housingfin Corporation Limited	AAACLA104H	Sahara India Commercial Corporation Limited	AADCS611SF	Other related party	Interest paid		10.2	Approved	10.2	29-05-2026	10.2	0	0		Loan		
8	Sahara Housingfin Corporation Limited	AAACLA104H	Samana Bagchi	AMZPB363NC	SPOUSE OF KMP	Any other transaction	Rent Paid	7.2	Approved	7.2	29-05-2026	7.2	0	0				
9	Sahara Housingfin Corporation Limited	AAACLA104H	Sahara India Commercial Corporation Limited	AADCS611SF	Other related party	Any other transaction	Rent Paid	2.16	Approved	2.16	29-05-2026	2.16	0	0				
Total																		

Details of Impact of Audit Qualification	
Whether results are audited or unaudited	Audited
Declaration of unmodified opinion or statement on impact of audit qualification	Declaration of unmodified opinion
Auditor's opinion	Yes
Declaration pursuant to Regulation 33 (3) (d) of SEBI (LODR) Regulation, 2015: The company declares that its Statutory Auditor/s have issued an Audit Report with unmodified opinion for the period on Standalone results	Yes
Audit firm's name	Whether the firm holds a valid peer review certificate issued by Peer Review Board of ICAI
B M Chaturvedi	Yes
	Certificate valid upto
	30-04-2028