


Introductory sub-table (I)(a)

Name of the Company: SAHARA HOUSINGFINA CORPORATION LIMITED				
Scrip Code, Name of the scrip, class of security: 511533 , SAHARAHOUS, EQUITY				
Quarter ended: 31.03.2013				
Partly paid-up shares:-		No. of partly paid-up shares	As a % of total no. of partly paid-up shares	As a % of total no. of shares of the company
Held by promoter/promoter group		0	#DIV/0!	0
Held by public		0	#DIV/0!	0
	Total	0	#DIV/0!	0
Outstanding convertible securities:-		No. of outstanding securities	As a % of total no. of outstanding convertible securities	As a % of total no. of shares of the company, assuming full conversion of the convertible securities
Held by promoter/promoter group		0	#DIV/0!	0
Held by public		0	#DIV/0!	0
	Total	0	#DIV/0!	0
Warrants:-		No. of warrants	As a % of total no. of warrants	As a % of total no. of shares of the company, assuming full conversion of warrants
Held by promoter/promoter group		0	#DIV/0!	0
Held by public		0	#DIV/0!	0
	Total	0	#DIV/0!	0
Total paid-up capital of the company, assuming full conversion of warrants and convertible securities		7000000		

Statement Showing Shareholding Pattern

Category code	Category of Shareholder	Number of Shareholders	Table (I)(a)		Total shareholding as a percentage of total number of shares		Shares Pledged or otherwise encumbered		
			Total number of shares	Number of shares held in dematerialized form	As a percentage of (A+B) ¹	As a percentage of (A+B+C)	Number of shares	As a percentage	
			(IV)	(V)	(VI)	(VII)	(VIII)	IX) = (VIII)/(IV)*100	
(A)	Shareholding of Promoter and								
1	Indian								
(a)	Individuals/ Hindu Undivided Family	0	0	0	0.00	0.00	0	#DIV/0!	
(b)	Central Government/ State Government(s)	0	0	0	0.00	0.00	0	#DIV/0!	
(c)	Bodies Corporate	3	4994587	4994587	71.35	71.35	0	0.00	
(d)	Financial Institutions/ Banks	0	0	0	0.00	0.00	0	#DIV/0!	
(e)	Any Others(Specify)	0	0	0	0.00	0.00	0	#DIV/0!	
(e-i)					0.00	0.00		#DIV/0!	
(e-ii)					0.00	0.00		#DIV/0!	
	Sub Total(A)(1)	3	4994587	4994587	71.35	71.35	0	0.00	
2	Foreign								
a	Individuals (Non-Residents Individuals/ Foreign Individuals)	0	0	0	0.00	0.00		#DIV/0!	
b	Bodies Corporate	0	0	0	0.00	0.00		#DIV/0!	
c	Institutions	0	0	0	0.00	0.00		#DIV/0!	
d	Qualified Foreign Investor	0	0	0	0.00	0.00		#DIV/0!	
e	Any Others(Specify)	0	0	0	0.00	0.00		#DIV/0!	
e-i					0.00	0.00		#DIV/0!	
e-ii									
	Sub Total(A)(2)	0	0	0	0.00	0.00	0	#DIV/0!	
	Total Shareholding of Promoter and	3	4994587	4994587	71.35	71.35	0	0.00	
(B)	Public shareholding								
1	Institutions								
(a)	Mutual Funds/ UTI	0	0	0	0.00	0.00	0	0.00	
(b)	Financial Institutions/ Banks	0	0	0	0.00	0.00	0	0.00	
(c)	Central Government/ State Government(s)	0	0	0	0.00	0.00	0	0.00	
(d)	Venture Capital Funds	0	0	0	0.00	0.00	0	0.00	
(e)	Insurance Companies	0	0	0	0.00	0.00	0	0.00	
(f)	Foreign Institutional Investors	0	0	0	0.00	0.00	0	0.00	
(g)	Foreign Venture Capital Investors	0	0	0	0.00	0.00	0	0.00	
(h)	Qualified Foreign Investor	0	0	0	0.00	0.00	0	0.00	
(i)	Any Other (specify)	0	0	0	0.00	0.00	0	0.00	
(i-ii)					*0.00	0.00			
(i-ii)									
	Sub-Total (B)(1)	0	0	0	0.00	0.00	0	0.00	


B 2	Non-institutions							
(a)	Bodies Corporate	169	854178	850478	12.20	12.20	0	0.00
(b)	Individuals							
i	Individuals -i. Individual shareholders holding nominal share capital up to Rs 1 lakh	7602	1030625	821013	14.72	14.72	0	0.00
ii	Individual shareholders holding nominal share capital in excess of Rs. 1 lakh.	5	87627	87627	1.25	1.25	0	0.00
(c)	Qualified Foreign Investor	0	0	0	0.00	0.00	0	0.00
(d)	Any Other (specify)							
(d-i)	Clearing Member	44	26162	26162	0.37	0.37	0	0.00
(d-ii)	NRIs	22	5352	5352	0.08	0.08	0	0.00
(d-iii)	NRNs	5	1469	1469	0.02	0.02	0	0.00
	Sub-Total (B)(2)	7847	2005413	1792101	28.65	28.65		
(B)	Total Public Shareholding (B)= (B)(1)+(B)(2)	7847	2005413	1792101	28.65	28.65	0	0.00
	TOTAL (A)+(B)	7850	7000000	6786688	100.00	100.00	0	0.00
(C)	Shares held by Custodians and against which Depository Receipts have been issued							
1	Promoter and Promoter Group	0	0	0	0	0.00	0	0.00
2	Public	0	0	0	0	0.00	0	0
	Sub-Total (C)	0	0	0	0	0	0	
	GRAND TOTAL (A)+(B)+(C)	7850	7000000	6786688	100.00	100.00	0	0.00



(I)(b) Statement showing holding of securities (including shares, warrants, convertible securities) of persons belonging to the category "Promoter and Promoter Group"

Sr.	Name of the	Details of Shares held		Encumbered shares (*)			Details of warrants		Details of convertible securities		Total shares (including underlying shares assuming full conversion of warrants and convertible securities) as a % of diluted share capital
		Number of shares held	As a % of grand total (A)+(B)+(C)	No.	As a percentage	As a % of grand total (A)+(B)+(C) of sub-clause (I)(a)	Number of warrants held	As a % total number of warrants of the same class	Number of convertible securities held	As a % total number of convertible securities of the same class	
No.	shareholder	(III)	(IV)	(V)	(VI)=(V)/(III)*100	(VII)	(VIII)	(IX)	(X)	(XI)	(XII)
1	SAHARA PRIME CITY LIMITED	2940000	42.00	0	0.00	0.00	0	0.00	0	0.00	0
2	SAHARA INDIA CORP INVESTMENT LIMITED	1638587	23.41	0	0.00	0.00	0	0.00	0	0.00	0
3	SAHARA INDIA FINANCE AND INVESTMENT LIMITED	416000	5.94	0	0.00	0.00	0	0.00	0	0.00	0
TOTAL		4994587	71.35	0	0.00	0.00	0	#DIV/0!	0	#DIV/0!	0

(*) The term "encumbrance" has the same meaning as assigned to it in regulation 28(3) of the SAST Regulations, 2011



(I)(c)(i) Statement showing holding of securities (including shares, warrants, convertible securities) of persons belonging to the category "Public" and holding more than 1% of the total number of shares

Sr. No.	Name of the shareholder	Number of shares held	Shares as a percentage of total number of shares {i.e., Grand Total (A)+(B)+(C) indicated in Statement at para (I)(a) above}	Details of warrants		Details of convertible securities		Total shares (including underlying shares assuming full conversion of warrants and convertible securities) as a % of diluted share capital
				Number of warrants held	As a % total number of warrants of the same class	Number of convertible securities held	% w.r.t total number of convertible securities of the same class	
1	GANDEVI COMMERCE PRIVATE LIMITED	723044	10.33	0	#DIV/0!	0	#DIV/0!	0
TOTAL		723044	10.33	0	#DIV/0!	0	#DIV/0!	0

A circular stamp with the text "SANKAR MOUD" is visible, along with a handwritten signature or initials over it.


(I)(c)(ii) Statement showing holding of securities (including shares, warrants, convertible securities) of persons (together with PAC) belonging to the category "Public" and holding more than 5% of the total number of shares of the company

Sr. No.	Name(s) of the shareholder(s) and the Persons Acting in Concert (PAC) with them	Number of shares	Shares as a percentage of total number of shares {i.e., Grand Total (A)+(B)+(C) indicated in Statement at para (I)(a) above}	Details of warrants		Details of convertible securities		Total shares (including underlying shares assuming full conversion of warrants and convertible securities) as a % of diluted share capital
				Number of warrants	As a % total number of warrants of the same class	Number of convertible securities held	% w.r.t total number of convertible securities of the same class	
1	GANDEVI COMMERCE PRIVATE	723044	10.33	0	#DIV/0!	0	#DIV/0!	0
TOTAL		723044	10.33	0	#DIV/0!	0	#DIV/0!	0

A handwritten signature is present over a circular stamp. The stamp contains the text "GANDEVI COMMERCE PRIVATE" around its perimeter.


(I)(d) Statement showing details of locked-in shares

Sr. No.	Name of the shareholder	Number of locked-in shares	Locked-in shares as a percentage of total number of shares {i.e., Grand Total (A)+(B)+(C) indicated in Statement at para (I)(a) above}
1	NA	0	0.00
TOTAL		0	0.00



(II)(a) Statement showing details of Depository Receipts (DRs)

Sr. No.	Type of outstanding DR (ADRs, GDRs, SDRs, etc.)	Number of outstanding DRs	Number of shares underlying outstanding DRs	Shares underlying outstanding DRs as a percentage of total number of shares {i.e., Grand Total (A)+(B)+(C) indicated in Statement at para (I)(a) above}
1	NA	0	0	0.00
TOTAL		0	0	0.00



(II)(b) Statement showing holding of Depository Receipts (DRs), where underlying shares held by "promoter/promoter group" are in excess of 1% of the total number of shares

Sr. No.	Name of the DR Holder	Type of outstanding DR (ADRs, GDRs, SDRs, etc.)	Number of shares underlying outstanding DRs	Shares underlying outstanding DRs as a percentage of total number of shares {i.e., Grand Total (A)+(B)+(C) indicated in Statement at para (I)(a) above}
1	NA	0	0	0.00
TOTAL			0	0.00

